




















Properties Sold in Te Atatu South September 18



SOLD

	ADDRESS	SALE PRICE	CV (2017)	LAND SIZE	BEDROOMS	SOLD BY
	1/1A Amberley Avenue	\$660,000	\$620,000	1/6 SH 2359	3	
	25A Bedford Street	\$773,000	\$690,000	618	4	Harcourts
	12 Coletta Lane	\$728,000	\$630,000	1/2 SH 809	3	Anne Duncan
	30 Cron Avenue	\$935,000	\$920,000	1017	5	Ray White
	5 Cron Avenue	\$871,000	\$880,000	724	4	Harcourts
	9 Divich Avenue	\$1,080,000	\$1,100,000	832	5	
	25A Flanshaw Road	\$910,000	\$960,000	474	3	
	52 Flanshaw Road	\$695,000	\$710,000	1/2 SH 809	3	
	1 Glynnbrooke Street	\$845,000	\$830,000	809	3	First National
	12 Marewa Street	\$725,000	\$710,000	1/2 SH 809	4	Harcourts
	55/172 Mcleod Road	\$667,700	\$635,000	n/a	3	
	56/172 Mcleod Road	\$672,500	\$620,000	n/a	3	
	57/172 Mcleod Road	\$638,000	\$589,000	n/a	3	Harveys













This publication shows data regarding a wide selection of published residential property sales that have recently occurred. It includes information from multiple sources and published reports of sales made by most Real Estate agencies and may include private sales. Where data is not publicly available, an individual sale may have been excluded from the average results and tallies shown in this report. Every reasonable effort has been made to ensure the accuracy of the information. Barfoot and Thompson Limited (REA2008) accepts no responsibility should the contents of this market report prove to be incomplete or incorrect.



Properties Sold in Te Atatu South September 18



SOLD

	ADDRESS	SALE PRICE	CV (2017)	LAND SIZE	BEDROOMS	SOLD BY
	2/34 Miltonia Avenue	\$636,000	\$610,000	1/2 SH 675	2	Harcourts
	2/8 Ozich Avenue	\$490,000	\$610,000	1/3 SH 1247	2	Barfoot & Thompson
	61 Sylvan Crescent	\$1,180,000	\$1,250,000	812	7	Barfoot & Thompson
	184 Te Atatu Road	\$1,090,000	\$1,200,000	809	5	Harcourts
	342 Te Atatu Road	\$1,180,000	\$910,000	755	5	Harveys
	1/5 Tirimoana Road	\$600,000	\$580,000	1/2 SH 675	2	Harcourts
	1/80 Tirimoana Road	\$670,000	\$670,000	1/2 SH 1012	3	Bayleys
	135A Tiroroa Avenue	\$1,150,000	\$1,175,000	551	5	Barfoot & Thompson
	64 Tiroroa Avenue	\$675,000	\$840,000	814	4	Mike Pero
	65 Tiroroa Avenue	\$840,000	\$960,000	908	4	Harcourts
	75 Tiroroa Avenue	\$840,000	\$890,000	809	3	Harveys
	46 Vera Road	\$880,000	\$850,000	809	3	Harcourts

This publication shows data regarding a wide selection of published residential property sales that have recently occurred. It includes information from multiple sources and published reports of sales made by most Real Estate agencies and may include private sales. Where data is not publicly available, an individual sale may have been excluded from the average results and tallies shown in this report. Every reasonable effort has been made to ensure the accuracy of the information. Barfoot and Thompson Limited (REA2008) accepts no responsibility should the contents of this market report prove to be incomplete or incorrect.



Barfoot & Thompson
Licensed REAA 2008 MREINZ